


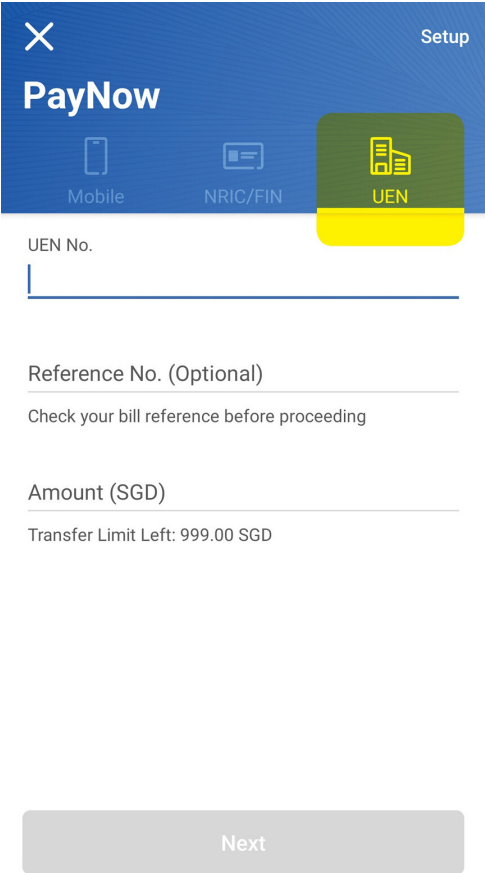
STEP BY STEP GUIDE

UOB  
(UEN)

- 1. Launch **UOB Mighty** and log in
- Tap on **PayNow** on home screen



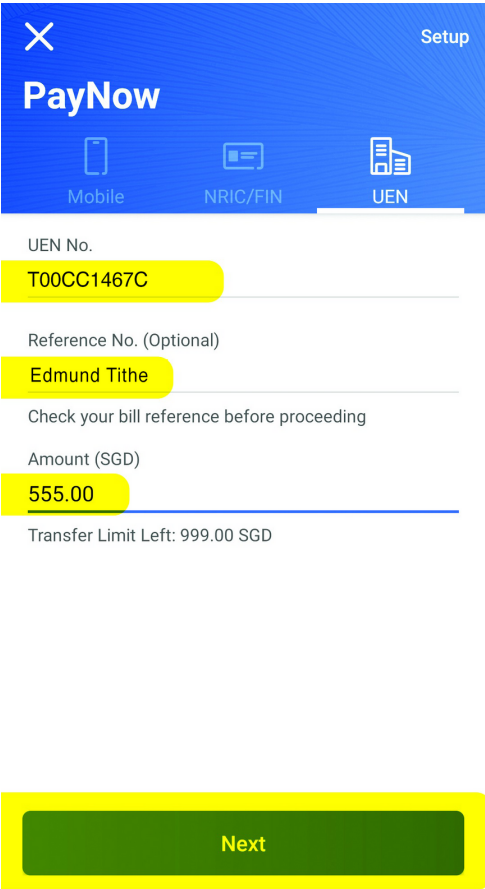
- 2. Select **UEN** on the PayNow page



- 3. Enter the relevant details:
- Under **UEN No.**, enter: T00CC1467C
- Reference No.: *Enter the relevant code*
  - a. Pledge / Pledge Number (MXXXXX)
  - b. **Tithe**
  - c. Poor and Needy (**PN2**)
  - d. Church Upgrading (**RU4**)
  - e. Land Lease Renewal Fund (**LL5**)
  - f. Worship & Thanksgiving (**WTG**)
  - g. Compass Ministry (**CM**)
  - h. D’Anchor Ministry (**DAM**)

*Example:  
Lucy M20123  
Edmund Tithe  
Susan LL5  
Peter CM*

Tap on **Next**



4. Check and ensure the details are correct and slide to **Confirm**

Confirm Details

555.00 SGD

To

SENGKANG METHODIST CHURCH  
T00CC1467C

From

Saving Account  
555-555-555-S

Change Account

Reference No.  
Edmund Tithe

By swiping to 'Confirm', you agree to perform One Time Transfer without the need for authorisation via transaction signing or adding a payee.

Confirm

>>>

5. A confirmation screen will appear upon successful transfer of funds

Logout

✓

Successful

Reference No.: 555-555-555-S

555.00 SGD

27 Aug 2019 11:05 AM

To

SENGKANG METHODIST CHURCH  
T00CC1467C

From

Saving Account  
555-555-555-S

Reference No.  
Edmund Tithe

New Transfer

Share

Back to Home