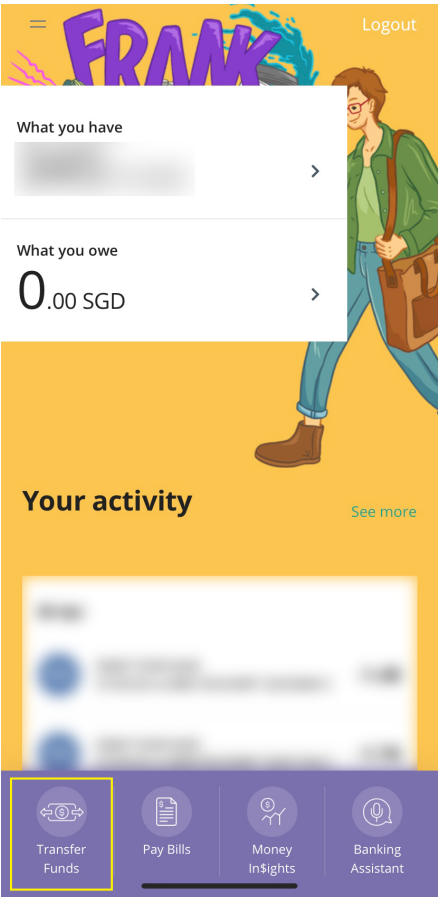


STEP BY STEP GUIDE

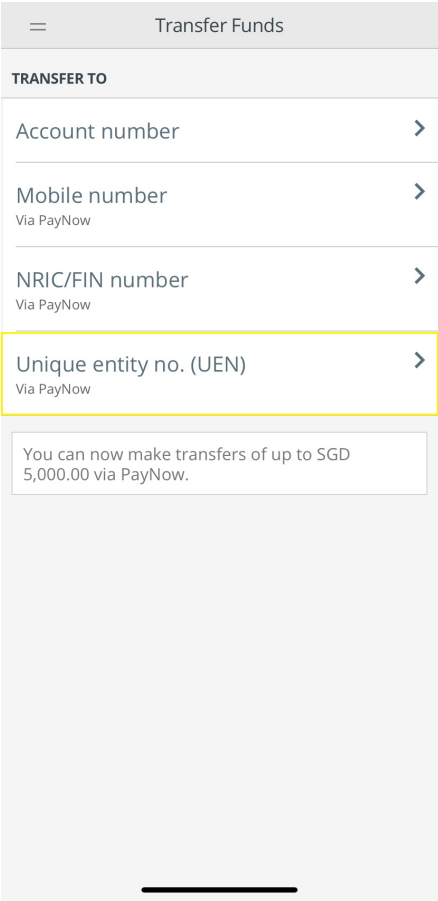
OCBC
(UEN)

1. Launch OCBC SG Mobile Banking and log in

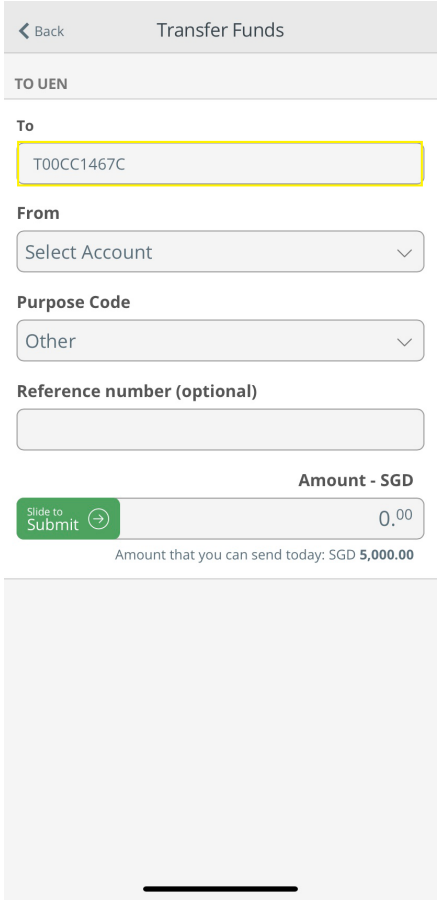
Tap on Transfer Funds on home screen



2. Select Unique entity no. (UEN) via PayNow



3. Under To, enter:
T00CC1467C



4. **Sengkang Methodist Church** should appear as the recipient

Enter the relevant details:

- Purpose Code: Other
- Reference Number: *Enter the relevant code*
 - a. Pledge / Pledge Number (MXXXXX)
 - b. **Tithe**
 - c. Poor and Needy (**PN2**)
 - d. Church Upgrading (**RU4**)
 - e. Land Lease Renewal Fund (**LL5**)
 - f. Worship & Thanksgiving (**WTG**)
 - g. Compass Ministry (**CM**)
 - h. D’Anchor Ministry (**DAM**)

*Example:
Lucy M20123
Edmund Tithe
Susan LL5
Peter CM*

Slide to **Confirm**

Back

Transfer Funds

TO UEN

To

T00CC1467C

[Edit](#)

Paynow name: SENGKANG METHODIST CHURCH

From

FRANK Account

Purpose Code

Other

Reference number (optional)

Peter CM

Amount - SGD

555.00

Remaining daily limit: SGD 5,000.00

Slide to Submit

5. Check and ensure the transfer details are correct and tap on **Confirm Transfer**

Back

Confirm Transfer

CHECK DETAILS, THEN CONFIRM TRANSFER

To

T00CC1467C

PayNow name: SENGKANG METHODIST CHURCH

Amount - SGD

555.00

From

FRANK Account

Date

5 April 2025

Purpose of transfer

Other

Description

Peter CM

Confirm Transfer

6. A confirmation screen will appear upon successful transfer of funds

You have sent money to SENGKANG METHODIST CHURCH

Inform recipient

PayNow name:

SENGKANG METHODIST CHURCH

Amount (SGD)

555.00

From

FRANK ACCOUNT

Purpose of transfer

Other

Description

Peter CM

Make another transfer