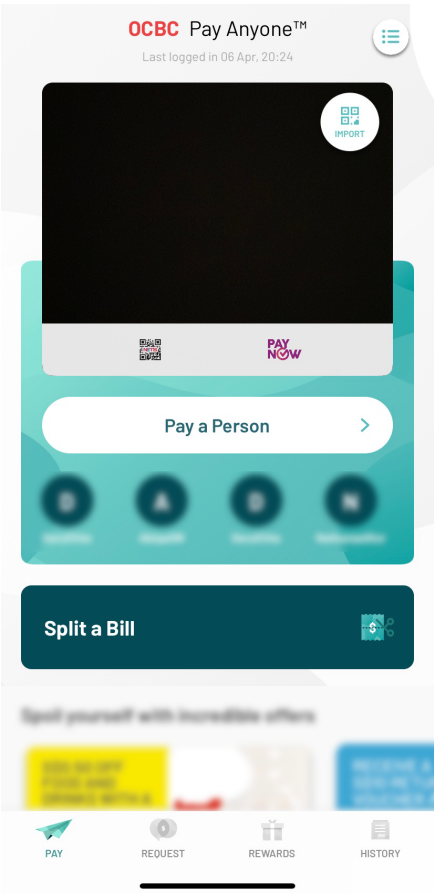


STEP BY STEP GUIDE

OCBC (QR CODE)

1. Launch **OCBC Pay Anyone** and log in



2. Scan the **PayNow QR code**

*Note: You could tap on **Import** and select the image of the QR code if you have it in your photo library*

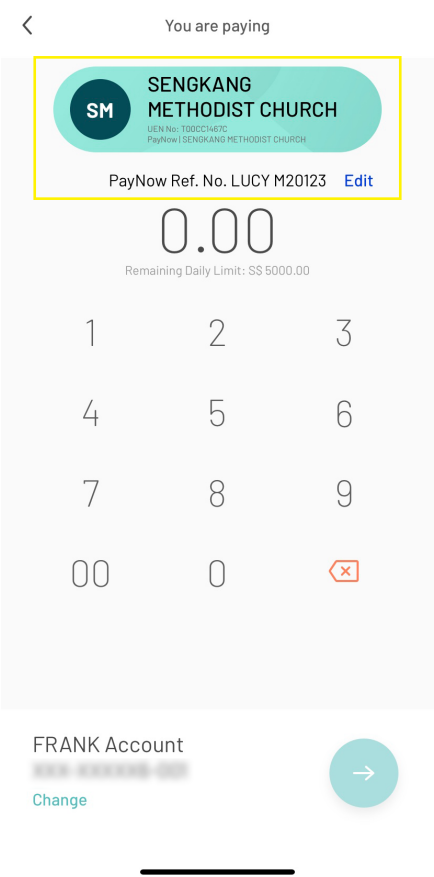



3. **Sengkang Methodist Church** should appear as the recipient

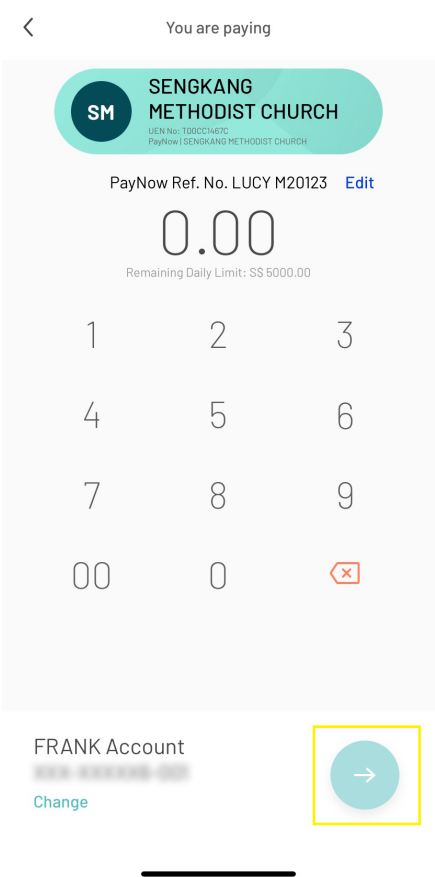
Enter the relevant details:

- Add PayNow Ref. No.: *Enter the relevant code*
 - a. Pledge / Pledge Number (MXXXXX)
 - b. **Tithe**
 - c. Poor and Needy (**PN2**)
 - d. Church Upgrading (**RU4**)
 - e. Land Lease Renewal Fund (**LL5**)
 - f. Worship & Thanksgiving (**WTG**)
 - g. Compass Ministry (**CM**)
 - h. D'Anchor Ministry (**DAM**)

Example:
Lucy M20123
Edmund Tithe
Susan LL5
Peter CM



4. Check and ensure the details are correct and tap on the  icon



5. A confirmation screen will appear upon successful transfer of funds

