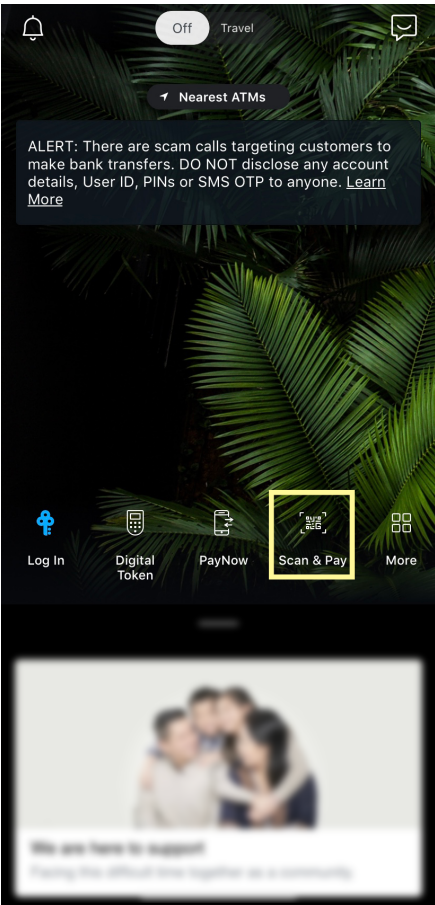



STEP BY STEP GUIDE

DBS / POSB (QR CODE)

1. Launch **DBS digibank SG / POSB digibank SG**

Tap on **Scan & Pay**



2. Scan the **PayNow QR code** and log in

*Note: You could tap on the **photo library** icon and select the image of the QR code if you have it in your photo library*



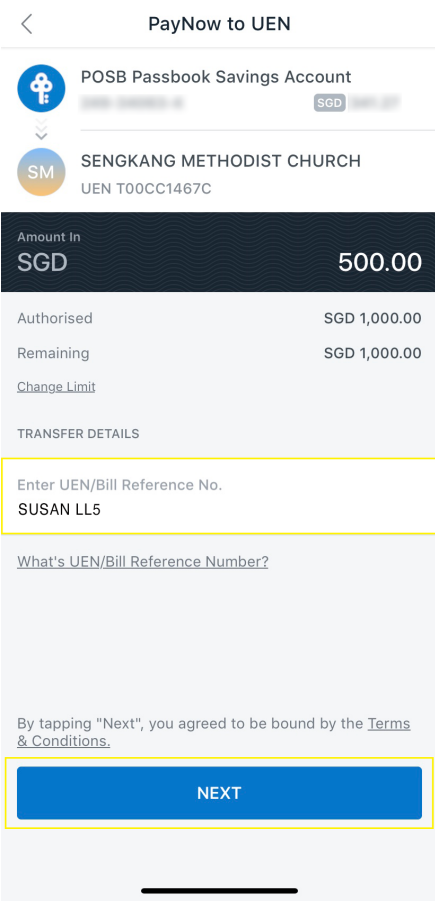
3. **Sengkang Methodist Church** should appear as the payee

Enter the relevant details:

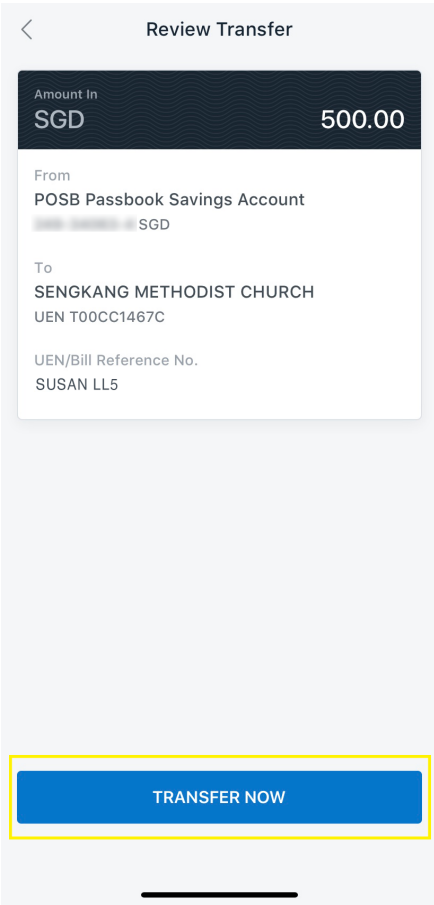
- UEN/Bill Reference No.: *Enter the relevant code*
 - a. Pledge / Pledge Number (MXXXXX)
 - b. **Tithe**
 - c. Poor and Needy (**PN2**)
 - d. Church Upgrading (**RU4**)
 - e. Land Lease Renewal Fund (**LL5**)
 - f. Worship & Thanksgiving (**WTG**)
 - g. Compass Ministry (**CM**)
 - h. D'Anchor Ministry (**DAM**)

*Example:
Lucy M20123
Edmund Tithe
Susan LL5
Peter CM*

Tap on **Pay Now**



4. Check and ensure the transfer details are correct and tap on **Transfer Now**



5. A confirmation screen will appear upon successful transfer of funds

